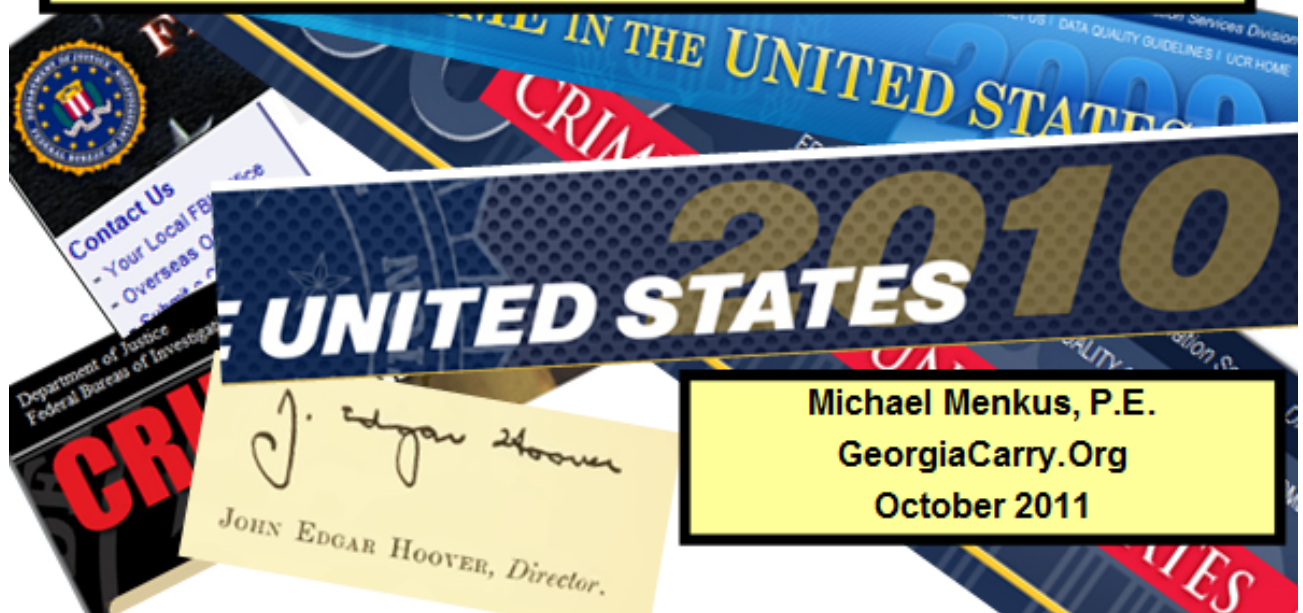




GUNS GOOD BANS BAD

An Analysis of
U.S. Department of Justice
2010 Crime Statistics



Michael Menkus, P.E.
GeorgiaCarry.Org
October 2011

Guns Good, Bans Bad

An Analysis of U.S. Department of Justice Statistics

Michael Menkus, P.E.
GeorgiaCarry.Org

Summary

America is undergoing a significant restoration of our inalienable Right of Self Defense. Each year more Americans are buying guns and carrying them. In the last nine years, Ruger and Smith and Wesson have sold more than \$2.6B of firearms for self defense, 96 Million background checks have been completed, and the number of licensed gun carriers has doubled. The result has been a 18% reduction of our nation's Aggravated Assault plus Robbery rate.

Episodic trend analysis of crime statistics from the U.S. Department of Justice demonstrates that when guns are freely carried by Americans, Aggravated Assaults plus Robberies decrease by 11% to 47%.

Year - Where - Change	REDUCTION of Aggravated Assault + Robbery	Economic BENEFIT of the Right Of Self Defense *
2008 - Georgia - Expands Allowed Carry Locations	11%	\$ 1.1 B/yr
1996 - Texas - Concealed Carry Allowed	21%	\$ 4.8 B/yr
2001 - Michigan - Licensing Becomes Shall Issue	13%	\$ 1.2 B/yr
2006 - Utah Universities - Carry on Campus Allowed	31%	\$ 0.0 B/yr
2003 - Colorado State U. - Carry on Campus Allowed	47%	\$ 0.0 B/yr
1996 - Kentucky - Concealed Carry Added	36%	\$0.8 B/yr

* against Aggravated Assault plus Robbery only

When government imposes anti-carry laws that violate our right of self-defense, Aggravated Assaults plus Robberies increase by 20% to 322%

Year - Where - Change	INCREASE of Aggravated Assault + Robbery	Economic COST of Gun Control *
1994 - Georgia - Imposes 1000' University Defenseless Victim Zone	322%	\$ 0.0 B/yr
1982 - Chicago - Handguns Banned	307%	\$ 5.0 B/yr
1976 - Washington DC - Handguns & Loaded Guns Banned	27%	\$ 0.6 B/yr
1966 - New Jersey - Nearly All Citizens Disarmed	97%	\$ 1.6 B/yr
1990 - Maryland - Affordable Handguns Banned	20%	\$ 1.6 B/yr
1967 - California - Carrying Loaded Guns Banned	88%	\$ 6.7 B/yr

* against Aggravated Assault plus Robbery only

These examples demonstrate that when Americans freely carry guns for self-defense, crime is significantly reduced for everyone. The economic **BENEFIT** of Constitutional Carry against Aggravated Assault plus Robbery for **Georgia is \$3.0 Billion per year**. For the **United States, the benefit is \$92.3 Billion per year** or nearly one trillion dollars over 10 years. "**Shall not be infringed**" means shall not be infringed for good economic reasons!

THE BIG PICTURE

America is undergoing a significant restoration of our inalienable Right of Self Defense. Each year more states decriminalize the carrying of the most effective self defense tool, firearms. The result is less crime which baffles the ideologically prejudiced "experts" who are intentionally ignoring the dramatic increase in the availability of firearms for protection.

May 23, 2011

Steady Decline in Major Crime Baffles Experts

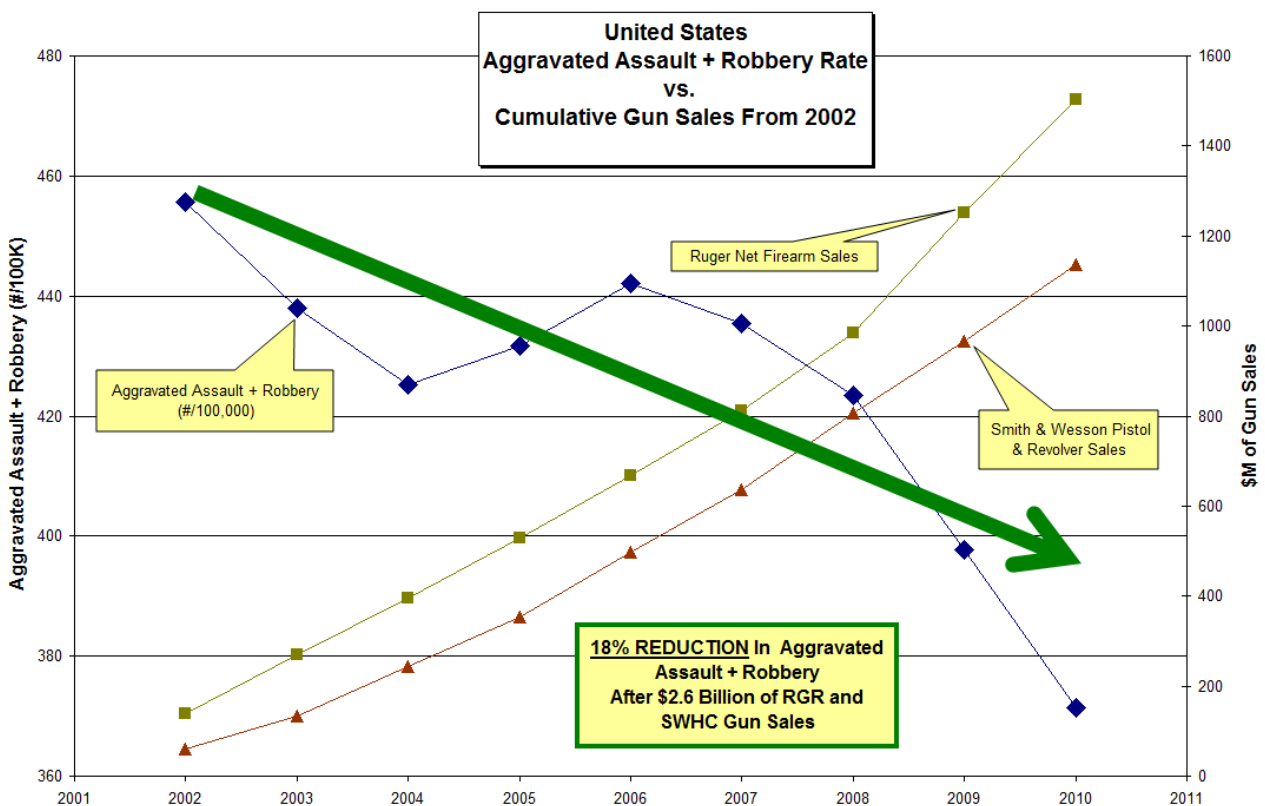
By RICHARD A. OPPEL Jr.

The number of violent crimes in the United States dropped significantly last year, to what appeared to be the lowest rate in nearly 40 years, a development that was considered puzzling partly because it ran counter to the prevailing expectation that crime would increase during a recession.

NY Times - May 2010ⁱ

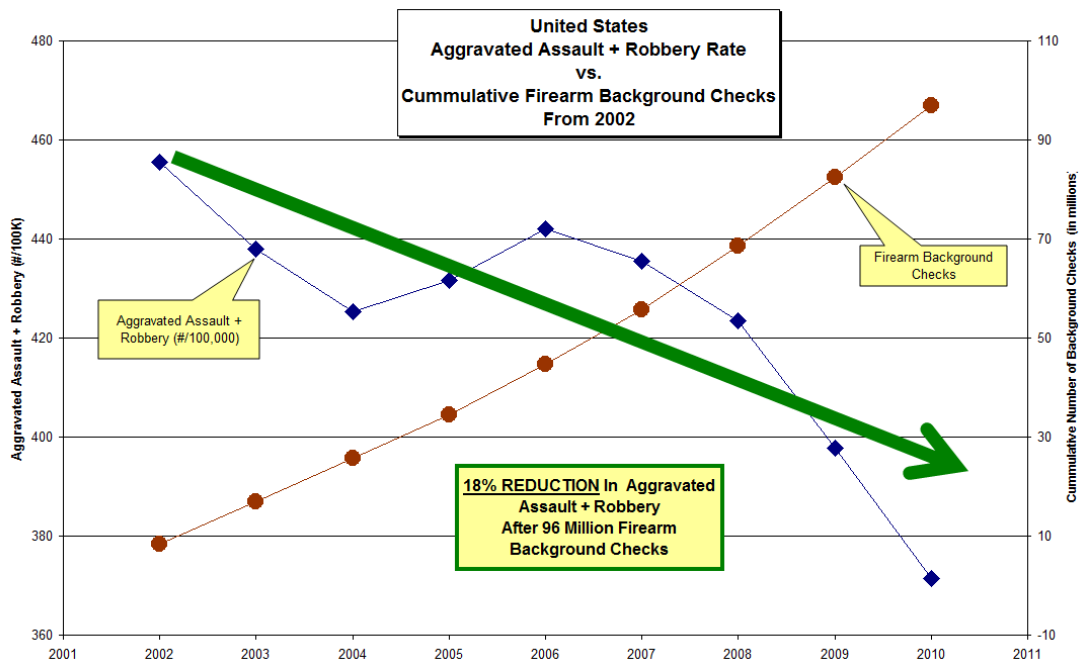
There are three ways to measure the increase in availability of firearms for protection: Reported gun sales data from public traded companies (Ruger and Smith and Wesson), the number of background checks run over time, and the growth of the number of active carry licensees.

Our first example is to compare the cumulative number of guns sold over time as reported by Ruger and Smith & Wesson in their U.S. Securities and Exchange Commission financial disclosures versus nationwide Aggravated Assault Plus Robbery rates (methodology and rationale described later in report). A cumulative measurement is appropriate since guns have a long useful life, ie a gun bought in 2002 is still functional and usable in 2011, and provides a sense of the increase in gun ownership over the measured time period. Ruger data is Net Firearm Sales which includes rifles, pistols, and revolvers. Smith and Wesson data are sales of Pistols and Revolvers only.ⁱⁱ

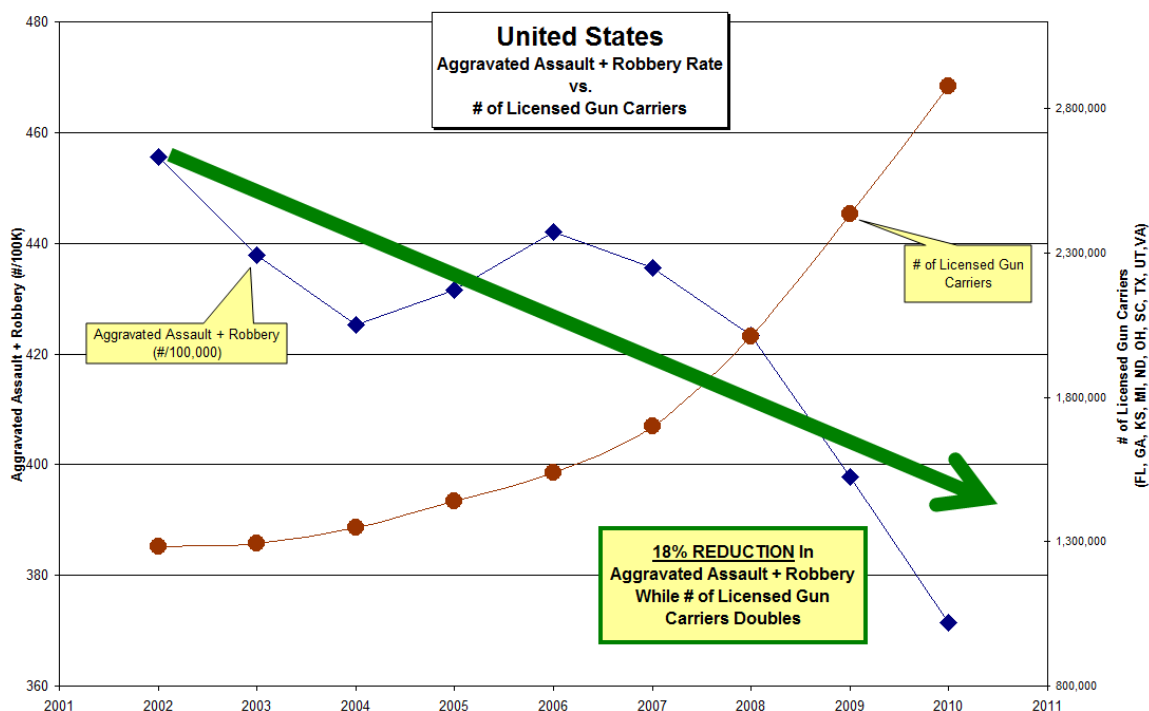


From 2002 through 2010, Ruger and Smith & Wesson sold \$2.6 Billion of firearms while Aggravated Assault + Robbery rates decreased by 18%. **More guns, less crime!**

Another proxy measure of the numbers of guns available to Americans for self-defense is the number of gun transfer background checks (aka - National Instant Criminal Background Check). From 2002 to 2010, 96 million firearm background checks were conducted (1 background check for every 4 Americans during those 8 years).ⁱⁱⁱ In that time Aggravated Assault + Robbery rates decreased by 18%. **More gun transfers, less crime!**



Not only are the numbers of guns increasing, more Americans are carrying them everyday during their daily journeys. A proxy measure of the numbers of Americans carrying firearms nationwide are the reported numbers of issued licenses from a sampling of ten states that have complete data spanning the period between 2002 to 2010 (FL,GA^{iv},KS, ND,MI, OH, SC, TX,UT,VA).^v As shown on the graph below, the number of valid carry licenses has doubled while at the same time Aggravated Assault plus Robbery nationwide has decreased by 18%. **More people carrying guns, less crime!**

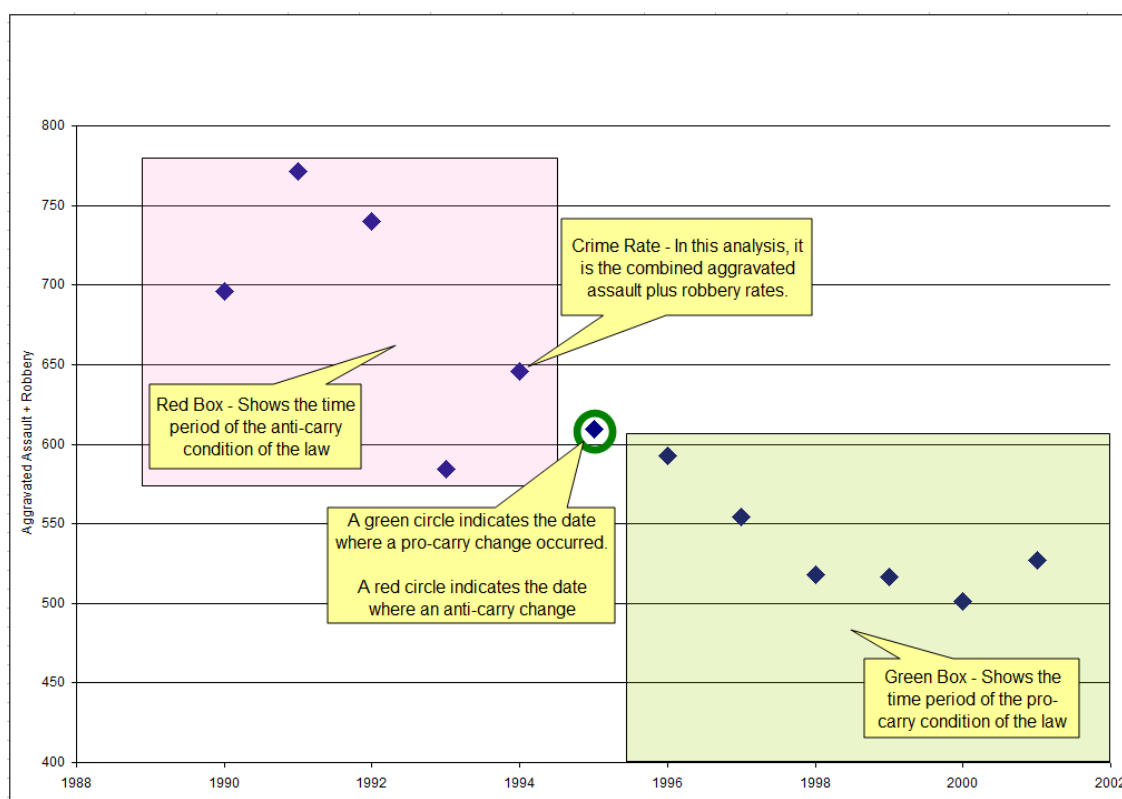


Methodology

The trend analysis methodology utilized in this report is based on the Darvas Box Theory surrounding episodic changes in gun laws. In 1956, Nicolas Darvas created and utilized the theory to grow his stock investment portfolio from \$10,000 into \$2,000,000 in 18 months. The Darvas Box Theory is a trend analysis structure that organizes the variability of stock prices as a series of upward or downward stacked boxes, thereby highlighting long term structural trends and meaningful changes in price ranges.^{vi} The theory continues to be successfully utilized by stock market technical analysts and investors today.

Instead of stock prices, this report uses crime rates measured as per 100,000 persons. The focal point is a specific change (episode) in carry and gun laws. The boxes are drawn to encompass the distribution of crime rates before and after the change (episode).

The graphics in this report are colored in red indicating a comparative anti-carry condition and green indicating a comparative pro-carry condition. The episode or change in carry laws is shown as a circle around the date that the change occurred. Red is used to show an anti-carry change and green is used to show a pro-carry change. If the change (episode) occurs in January, the circle is included in the box since a full year of effect is included in the statistic, otherwise the circle is outside either box, indicating a transition period when the full effect of the change is ramping up or down.



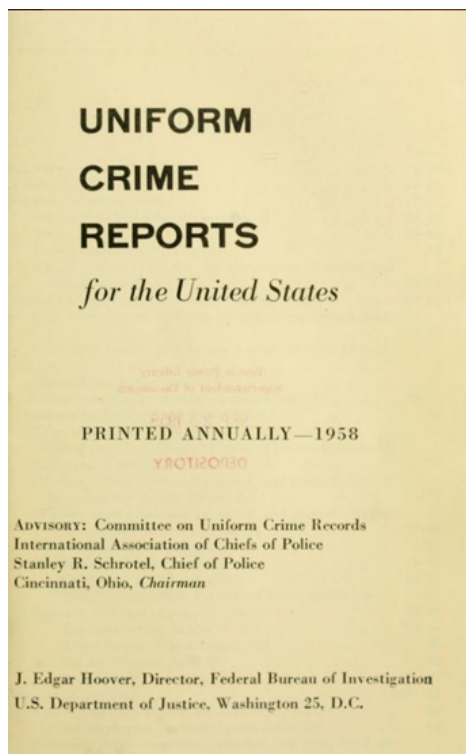
"A license to carry a firearm is not a license to commit a crime ... and restricting the rights of law abiding citizens in no way stops random acts of violence."

Georgia Senator Mitch Seabaugh, April 2010^{vii}

Source of Data

The source of the data is the Crime in the United States Annual Uniform Crime Report from the Federal Bureau of Investigation of the United States Department of Justice (UCR) for each of the years specified in the graphs.^{viii} The reports from 1995 to 2010 are available at:

<http://www.fbi.gov/about-us/cjis/ucr/ucr>



Major public and university libraries have earlier versions.

Consistent Inconsistency

The Darvas Box Theory method is non-predictive, replicable, and effectively handles inconsistency in the data reporting. In some of the following charts, you will see outliers where it's clear that either the reporting was erroneous or something unique happened that year. The outliers are isolated outside the "Box".

Since we focused on one geographical unit's statistics over a limited time period (generally 5 years on either side of the episode), the collection/reporting methods are assumed to be consistently applied during that time period. Those collection/reporting methods may be different than other geographic units so we can not do a comparison of rates between geographic units. The FBI warns researchers of this on their web site:

The data user is, therefore, cautioned against comparing statistical data of individual reporting units from cities, metropolitan areas, states, or colleges or universities solely on the basis of their population coverage or student enrollment.

Another variable is the percentage of crimes which are reported. The data in the Uniform Crime Reports and this report are the offenses KNOWN to law enforcement. If people are discouraged from reporting crime, law enforcement fails to investigate crime^{ix} or law enforcement lies about the reporting^x then the crime rates are lower than reality. This report tries to minimize that impact by limiting the focus within a geographic area, focusing on non-headline crime measurements (Aggravated Assault and Robbery), and limiting the analysis time frame. However, significant analysis risk exists in that the fudgers are not fudging consistently.

Retired Officers Raise Questions on Crime Data

By WILLIAM K. RASHBAUM

Published: February 6, 2010

More than a hundred retired New York Police Department captains and higher-ranking officers said in a survey that the intense pressure to produce annual crime reductions led some supervisors and precinct commanders to manipulate crime statistics, according to two criminologists studying the department.



New York Times - Feb. 6, 2010^{xi}

Aggravated Assault PLUS Robbery

The crime data used in this report is the summation of the Aggravated Assault and Robbery rates (# of reported incidents per 100K people) from the Uniform Crime Reports available from the Federal Bureau of Investigation. This is a different approach than most crime studies which utilize the entire spectrum of violent crime including the breakouts of murder and rape.

We focused on Aggravated Assault PLUS Robbery since both involve weapons usage (100% for Aggravated Assault and 44% for Robbery), relatively higher levels of stranger initiated violence (45% for Aggravated Assault and 62% for Robbery), and relatively higher levels of reporting to Law Enforcement (60% for Aggravated Assault and 58% for Robbery)^{xii} If gun carriers were utilizing their firearms for either defensive or criminal purposes, these events would be reported in the Aggravated Assault and Robbery statistics.

Rape was excluded from the analysis since 79% of the time a weapon is not used, 67% of the rapes are committed by non-strangers (friends, family, partners), and has a high level of false accusations (~25%).^{xiii xiv} Based on these factors, we can hypothesize that a firearm has a less significant impact on the predator's mindset and victims preparation.

Murder was also excluded since its not a crime that is typically repeated by a perpetrator and a high proportion of the victims were involved with gangs, drugs, and other criminal activity, something that licensed gun carriers are not involved with^{xv}

Criminals who commit assaults and robberies, repeat their crimes several times before being captured. The higher the number of criminal attacks, the more likely a criminal will encounter an armed American, an event which dramatically alters the benefit/cost equation and decreases the attractiveness of that particular style of crime.

If I wasn't carrying a gun, nobody would have helped me.

Bernhard Goetz - Police Interview - December 1984^{xvi}

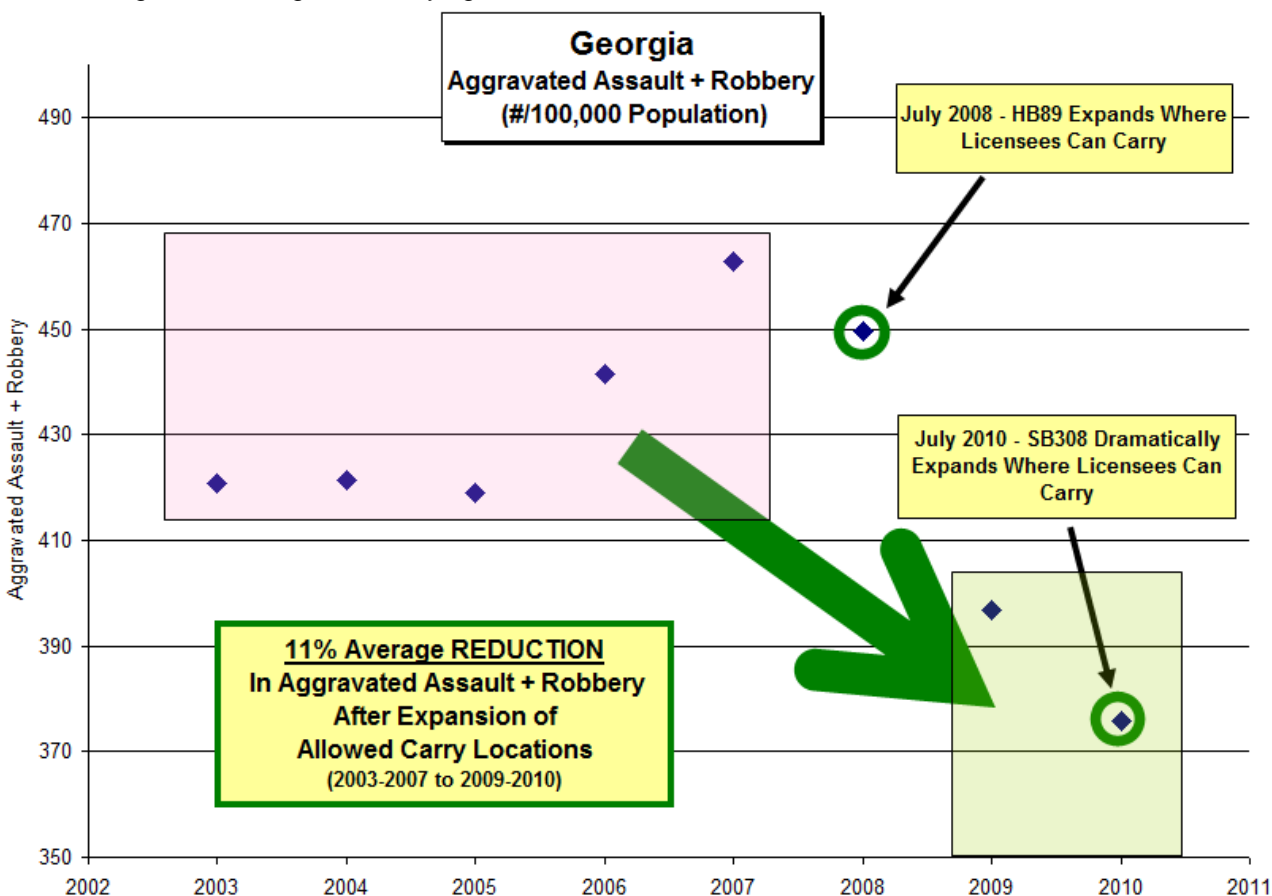
Georgia - Expands Allowed Carry Locations

In 2008, the Georgia Legislature enacted HB89 which was authored by **Representative Tim Bearden** and promoted by GeorgiaCarry.Org. HB89 decriminalized the carrying of firearms in restaurants that serve alcohol, in parks, and on public transit. It also eliminated restrictions on carrying firearms within motor vehicles, and restrained the Probate Judges who were refusing to issue carry licenses.^{xvii}

At the time of HB89's passage, anti-Liberty politicians claimed there would be "*gun fights over dropped chicken wings*" and the public transit workers signed a petition to demand bullet proof enclosures to protect them from the gun fire of gun toting vigilantes.^{xviii} Atlanta Mayor Shirley Franklin said, "*The presumption needs to be, in order to have a safe city, that there are no concealed weapons.*" Robert Hiatt, President of the Georgia Transit Association, claimed that HB89 would cause more people to feel less safe.^{xix}

Prior to the passage of HB89, Georgia's Probate Judges were issuing an average of 57,900 licenses per year (new and renewals during the period of 2004-2007). After passage of HB89, the number of licenses issued jumped 84% to an average of 106,300 per year (new and renewals during the years of 2008 -2010)^{xx xx1}.

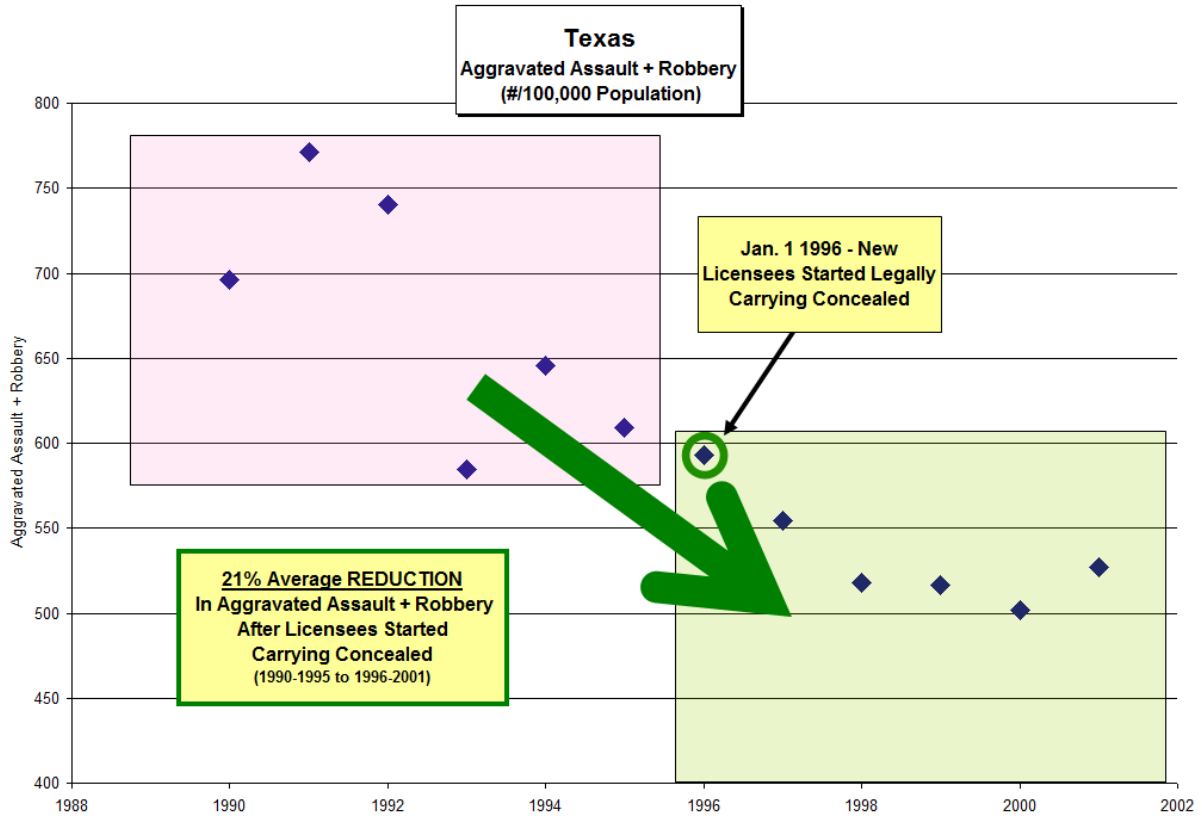
In 2010, **Governor Sonny Perdue** signed SB308 which repealed 140 years of gun control in Georgia. SB308, sponsored by **Senator Mitch Seabaugh** and championed by GeorgiaCarry.Org, eliminated the incomprehensible Public Gathering clause which severely limited where Licensees could legally carry their firearms. SB308 dramatically reduces the off limits locations to a defined list including government buildings, courthouses, jails and prisons, places of worship, mental health facilities, polling places, bars, and nuclear power plants. It eliminated the 1,000 feet school/university defenseless victim zone and removed the prohibition against drinking while carrying.



Since HB89 (2008) and SB308 (2010) went into effect, the average Aggravated Assault plus Robbery rate (2003-2007 to 2009-2010) in Georgia has decreased by 11%, while the number of Georgians being issued licenses to carry increased by 84%. Presently, 4.5% of Georgians are licensed to carry in the state which is an increase from 3.0% prior to HB89 (2007).^{xxii} 6.6% of the voting eligible population of Georgia has a carry license.^{xxiii}

Texas - Concealed Carry Allowed

In 1995, Governor George Bush signed a bill that allowed the carrying of concealed firearms in Texas (open carry remains illegal). In the first year of the program, 114,000 licenses were issued. Three years later, the number of licensees possessing a carry license exceeded 200,000. Licensees started legally carrying on Jan. 1, 1996. **Texas saw a 21% average reduction in Aggravated Assault plus Robbery crime rates 5 years after the enactment of their concealed carry law.** Presently, 1.8% of Texans have concealed carry licenses.^{xxiv}



"Count us <Amarillo Globe-News> as one of the early critics of a Texas concealed handgun-carry law that went into effect in 1995. We have changed our minds on the concealed-carry statute and what effect it have had on crime in Texas. ... it works"

Amarillo Globe-News - June 29, 2008^{xxv}

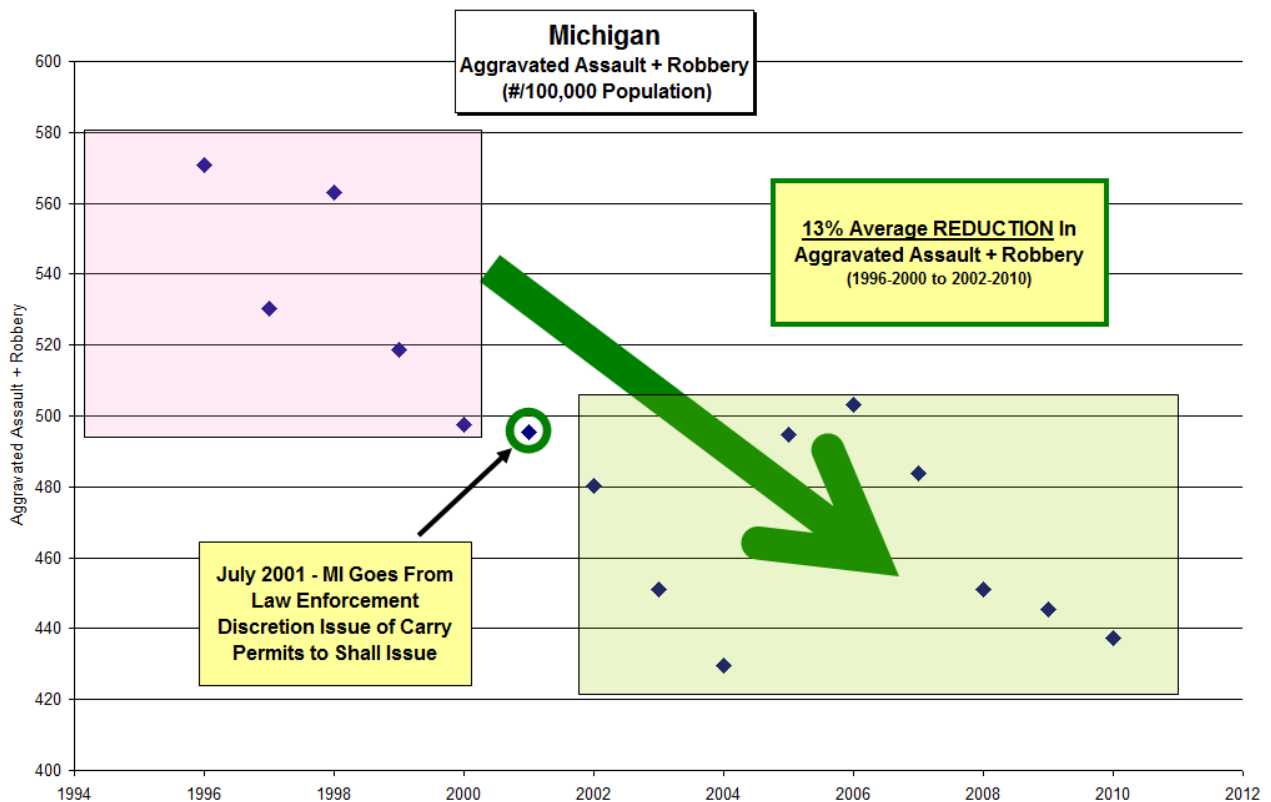
"... I was very outspoken in my opposition to the passage of the Concealed Handgun Act. I did not feel that such legislation was in the public interest and presented a clear and present danger to law abiding citizens by placing more handguns on our streets. Boy was I wrong. Our experience in Harris County, and indeed state-wide, has proven my initial fears absolutely groundless."

John Holmes, former Harris County Texas District Attorney - January 9, 2006^{xxvi}

Michigan - No More Begging For Permission to Exercise a Right

In 2001, Michigan reduced its draconian requirements to obtain a carry license. Prior to 2001, prospective licensees had to prove a valid need to carry a concealed weapon to a county licensing board. The licensing board consisted of a representative of the sheriff, prosecutor, and state police. There was very little right of appeal if denied. Under the 2001 law, the licensing board is required to issue a permit unless the applicant is not eligible, known as a Shall Issue law.^{xxvii}

Since the rules made it easier to get a concealed carry license, **the number of Michiganders licensed to carry has increased nearly ten fold (25,000 to 240,000) and Aggravated Assault plus Robbery rates have decreased by 13%**^{xxviii}



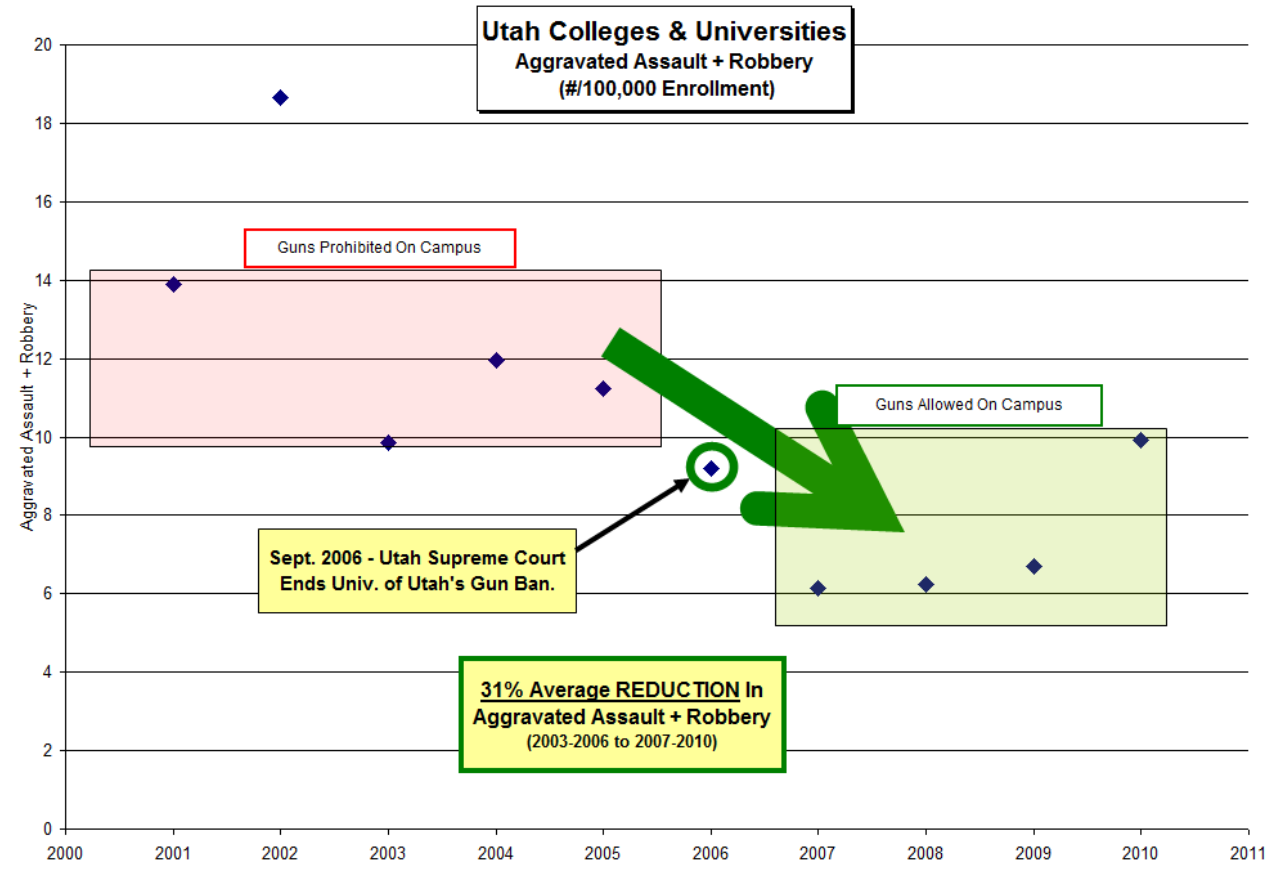
"probably hasn't turned out as bad as I thought. I don't think I was wrong, but my worst fears weren't realized."

Kenneth Levin, an early critic of Michigan's change to Shall Issue
Detroit Free Press - January 6, 2008^{xxix}

Utah Universities - Carry on Campus Allowed

In 2004, Utah legislators enacted a law that prohibited government agencies from adopting gun bans on private and public property.^{xxx} Immediately afterward, the University of Utah challenged the law in State and Federal court claiming the law interfered with the University's autonomy guaranteed by the state Constitution.^{xxxi} On September 8, 2006, the Utah Supreme Court ruled that the universities could not ban guns on their campuses.^{xxxii} After that ruling, guns were permitted everywhere on campus including university classrooms, buildings and dorms.^{xxxiii}

Aggravated Assault plus Robbery crime rate on campuses decreased by 31% once armed students were allowed on Utah campuses and in dorms.



"Last year, after Virginia Tech, I thought I'm not going to be a victim. My first thought was how tragic. But then I couldn't help but think it could've been different if they'd allowed the students the right to protect themselves"

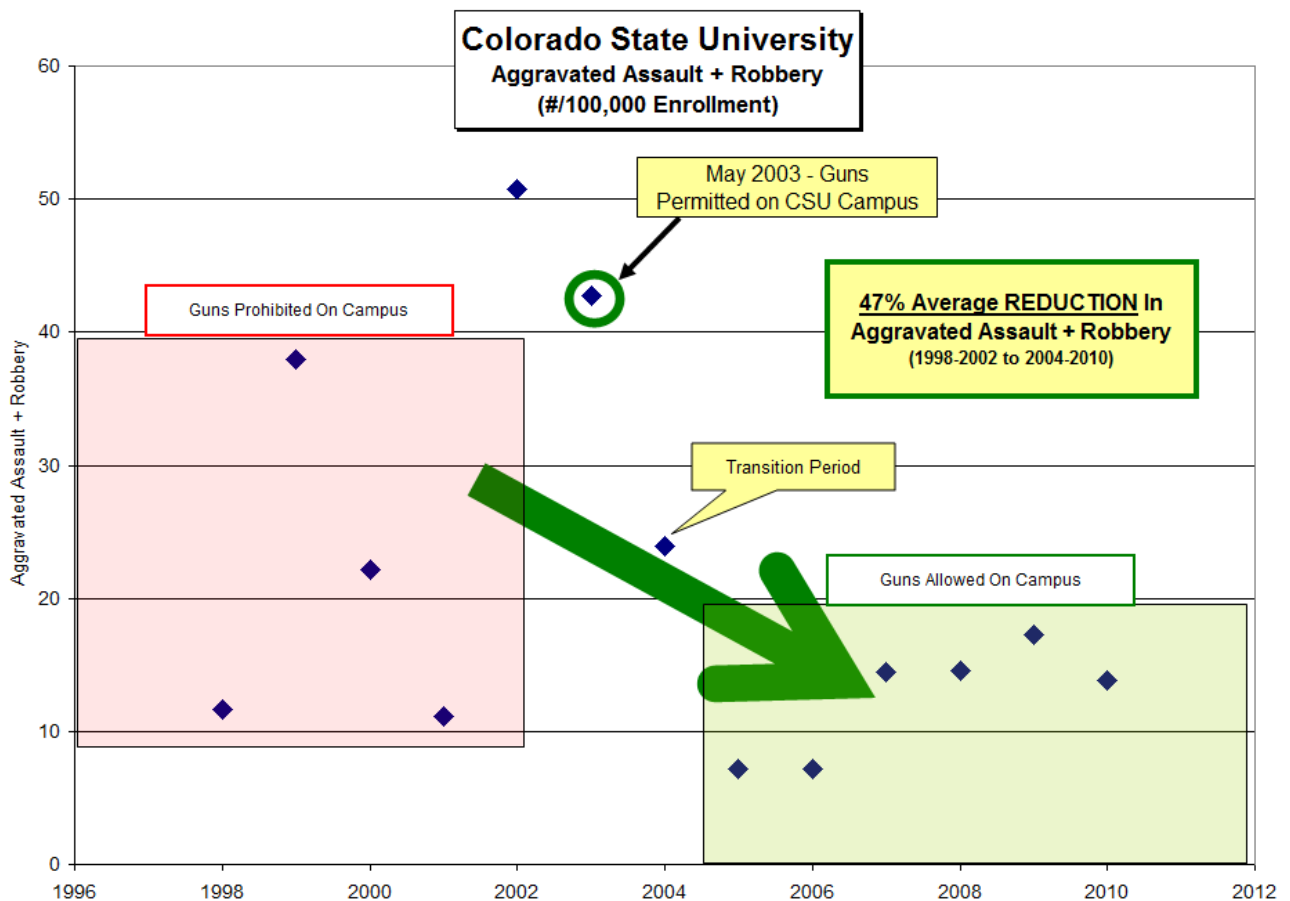
A University of Utah Senior,
CNN - Feb. 20, 2008^{xxxiv}

"There's plenty of evidence to suggest that more guns equals less crime."

Utah Attorney General Mark Shurtleff
High Country News - February 18, 2002^{xxxv}

Colorado State University - Ft. Collins - Carry on Campus Allowed

In May 2003, Colorado preempted local governments and agencies from enacting and enforcing gun bans more restrictive than state laws.^{xxxvi} In response, Colorado State University repealed its gun ban and permitted licensed students and employees to carry on campus.^{xxxvii xxxviii} Since then, **Aggravated Assault plus Robbery rates have dropped by nearly one-half.**

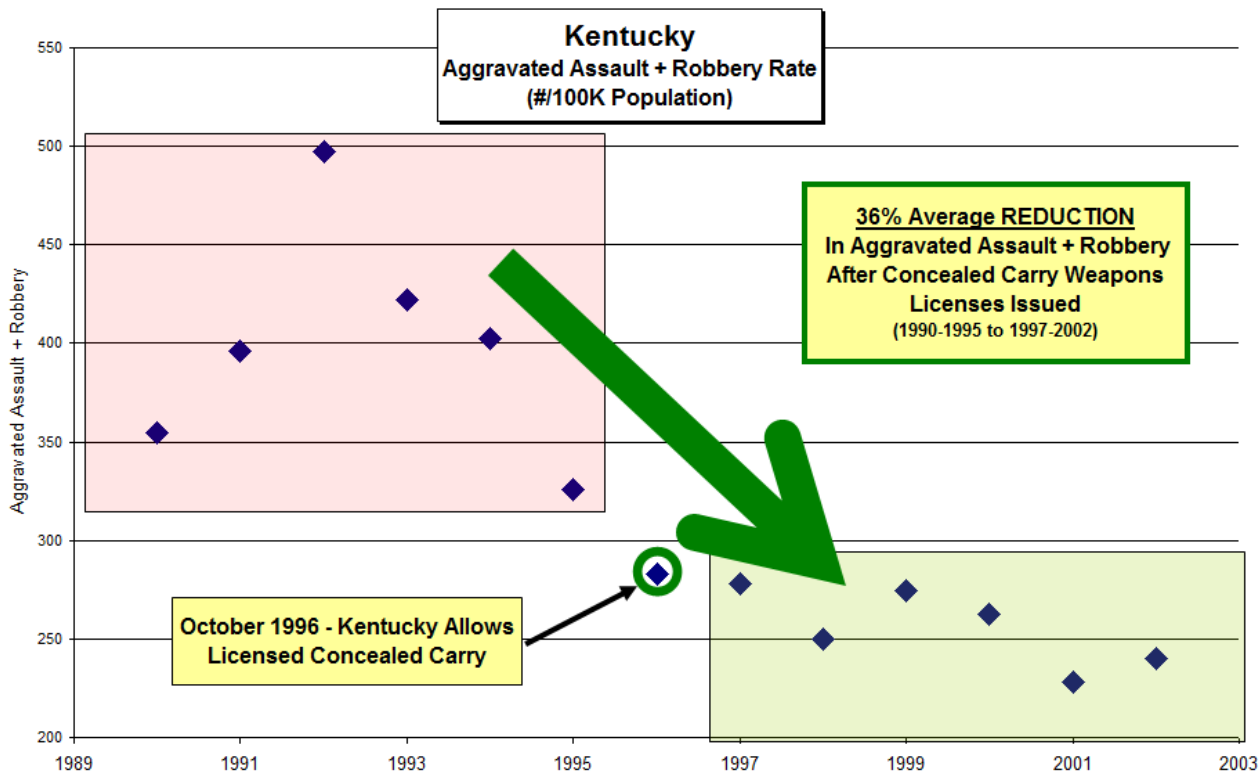


“It's unfortunate that the school <CSU> will be allowing guns on campus. It will be one of the few colleges in the nation to do so and will endanger the lives of students at the school.”

Daniel Vice, senior attorney at the Brady Center to Prevent Gun Violence.
The Tribune - May 5, 2010^{xxxix}

Kentucky - Concealed Carry Added

In October 1996, Kentucky started issuing licenses for concealed carrying of firearms, which was previously forbidden. The issuance of the licenses was initially delayed due to a shortage of government approved trainers. Unlicensed open carry was and continues to be legal. Even with unlicensed open carry, 3.6% of Kentuckians have decided to obtain a Concealed Deadly Weapon license.



The early data are in, and widespread fears that passage of Kentucky's "concealed-carry" gun law would foster a wave of gun violence have proved to be groundless.

We freely acknowledge that we were among those with serious reservations about the law's potential impact.

We should have known better, since we've long known that the overwhelming majority of gun owners are responsible, law-abiding citizens.

Even the harshest critics of the 1996 law that permits qualified citizens to carry concealed weapons now conceded that their fears were unjustified.

"None of our concerns have been borne out," said Hazard Police Chief Rod Maggard, president of Kentucky Chiefs of Police



**CECIL
HERNDON**
NEW ERA Columnist

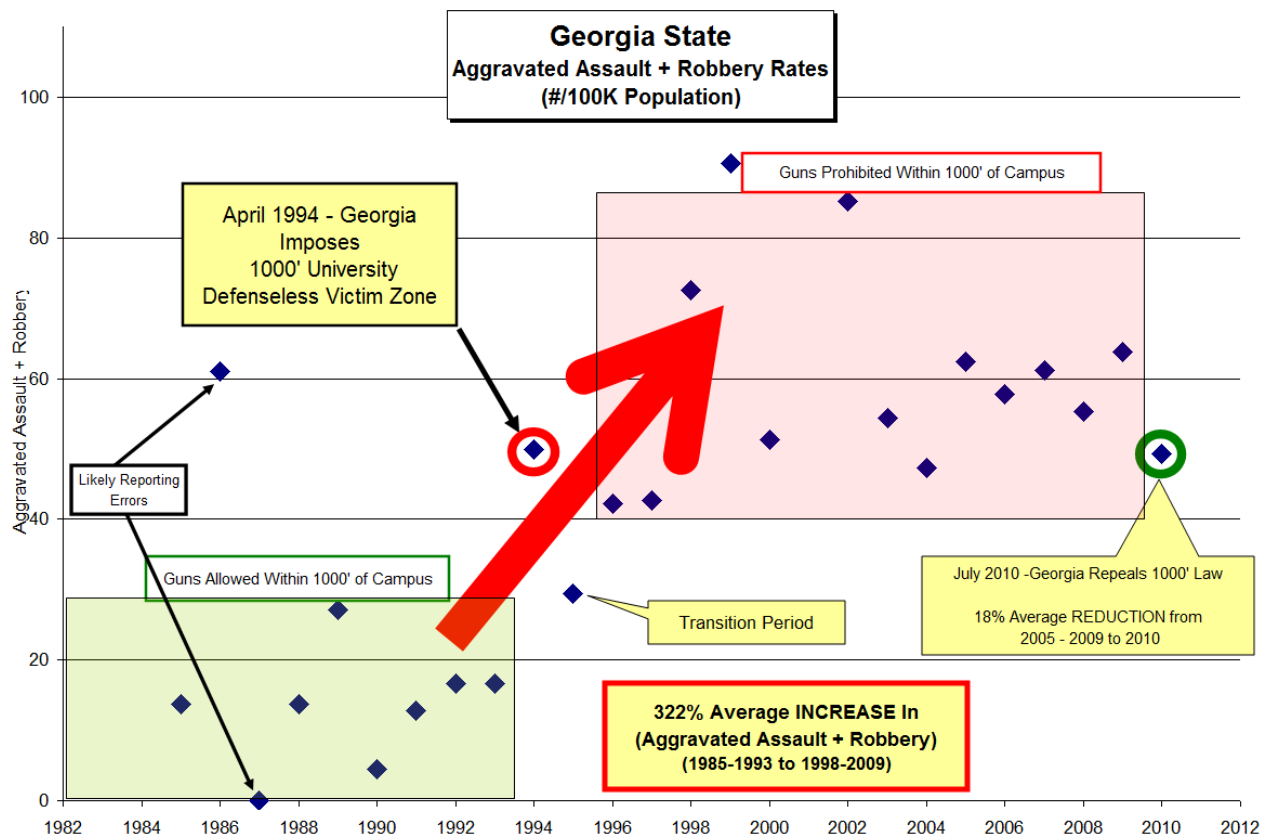
Association, which opposed the legislation.

Kentucky New Era - Aug 3, 2000^{xi}

Georgia - Imposes 1000' University Defenseless Victim Zone

In April 1994, Georgia's School Safety and Juvenile Justice Reform Act was enacted that prohibited guns within 1,000 feet around universities, colleges, technical schools, and other post-secondary education institutions (School Safety Zone), even by licensed gun carriers.^{xii}

Immediately after enactment of the school safety zones, violent crime on Georgia State University's campus skyrocketed. In four short years, the violent crime rate on Georgia State's campus increased over 4 times and has remained nearly as high since then. In July 2010, the 1000 feet defenseless victim zone was repealed and the data indicates that crime has started decreasing on Georgia State's campus.



During the hearings for SB308, the loudest defenders of the 1000 feet defenseless victim zone were Georgia's university community and Board of Regents. The President of Georgia Tech claimed that allowing Licensees to carry on campus is a "recipe for disaster". Georgia Tech's Student Body President viewed allowing guns on campus to be explosive in the volatile atmosphere of a college campus.^{xiii} The President of the Young Democrats at the University of Georgia claimed that "when students are super stressed during finals, it would worry me to have guns around."^{xiii}

Ga Tech Student Beaten, Robbed Inside Dorm Room



Posted: 11:22 am EST December 21, 2010
Updated: 6:52 pm EST December 21, 2010

ATLANTA -- 19-year-old Justin Myers answered the door to his dormitory apartment Monday night expecting friends. Instead, four men burst inside and pushed him to the floor.

"They pistol whipped me," Myers told Channel 2 Action News reporter Tom Regan.

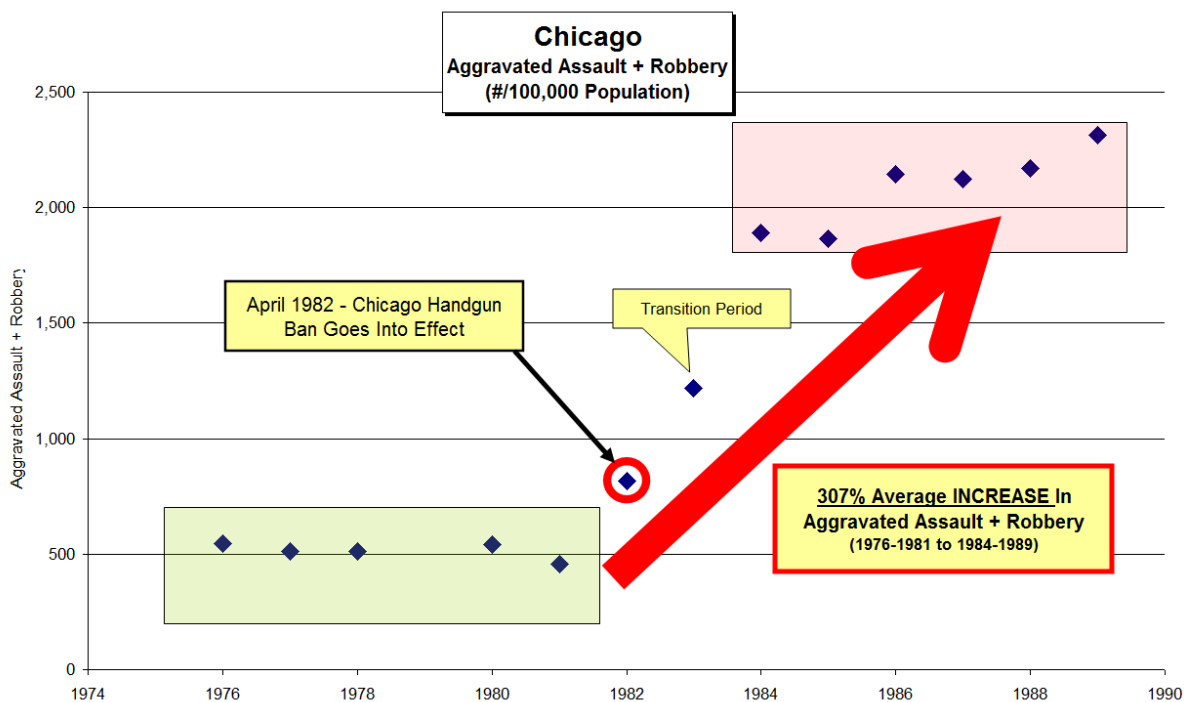
"He hit me one time and I went to the ground," Myers said. "I wasn't trying to resist. One of them just held a gun to me the whole time, just hitting and kicking me."

Myers showed Regan how the robbers ransacked his dormitory looking for anything of value. He said three of them were wearing Halloween style masks and dark clothes.

WSB TV - December 21, 2010^{xiv}

Chicago - Handguns Are Banned

In 1982, Chicago banned all handguns within its city limits. **After the ban was enacted, Aggravated Assault plus Robbery rates nearly quadrupled in just 3 years (1981 to 1984).**



In 2010, this ban was overturned by the Supreme Court in the case McDonald v. Chicago which applied the 2nd Amendment to the states.



At a news conference on May 20, 2010, Chicago Reader reporter Mick Dumke asked Chicago Mayor Daley about Chicago's gun ban's effectiveness,

" ... you've talked about all the gun violence that still has gone up. The gun ban here is still in effect in the city so how effective has it actually been?"

Chicago Mayor Daley picked up a rifle with a bayonet and said:

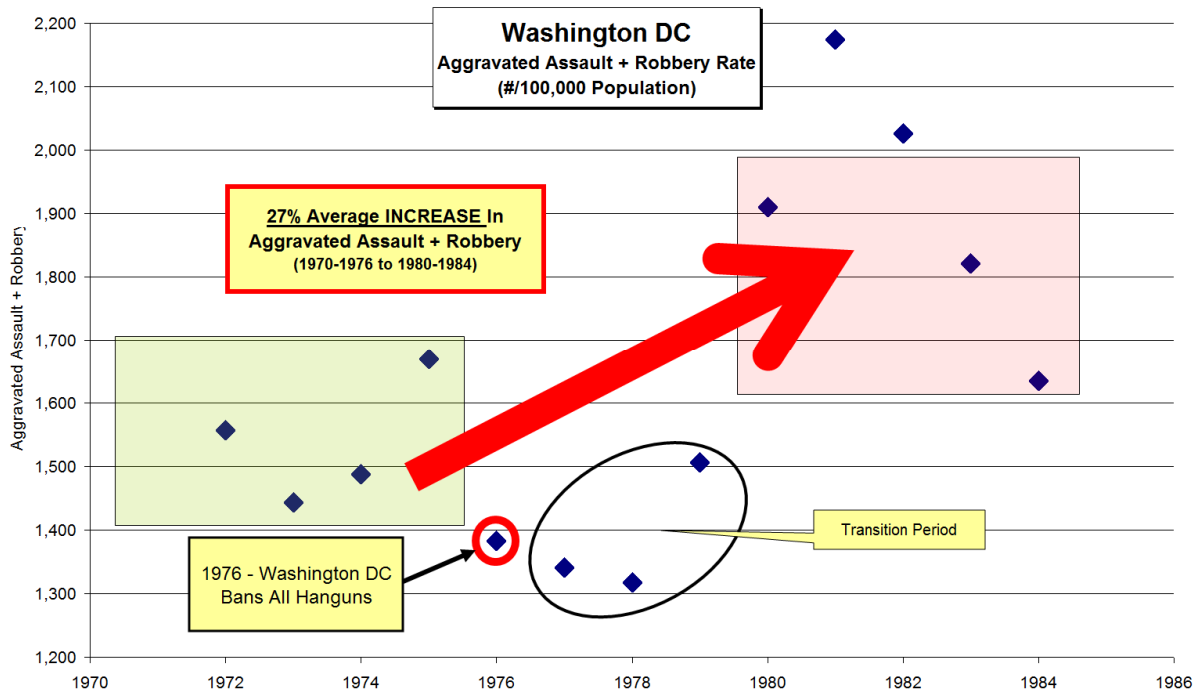
"It's been very effective, if I put this up your butt, you'll find out how effective it is. If we put a round up your, you know. ha ha"

Chicago Reader reporter Mike Dumke responds,

"Bad people still have guns!" xlv xlvii

Washington D.C. - Handguns & Loaded Guns Banned

In 1976, Washington D.C. banned all handguns and required long guns to be unloaded and rendered unusable, even in people's homes. Aggravated Assault plus Robbery rates decreased 5% in the two years after the ban was enacted. Once that transition period was over and **criminals learned who was disarmed by the law, the Aggravated Assault plus Robbery rate increase 27%**



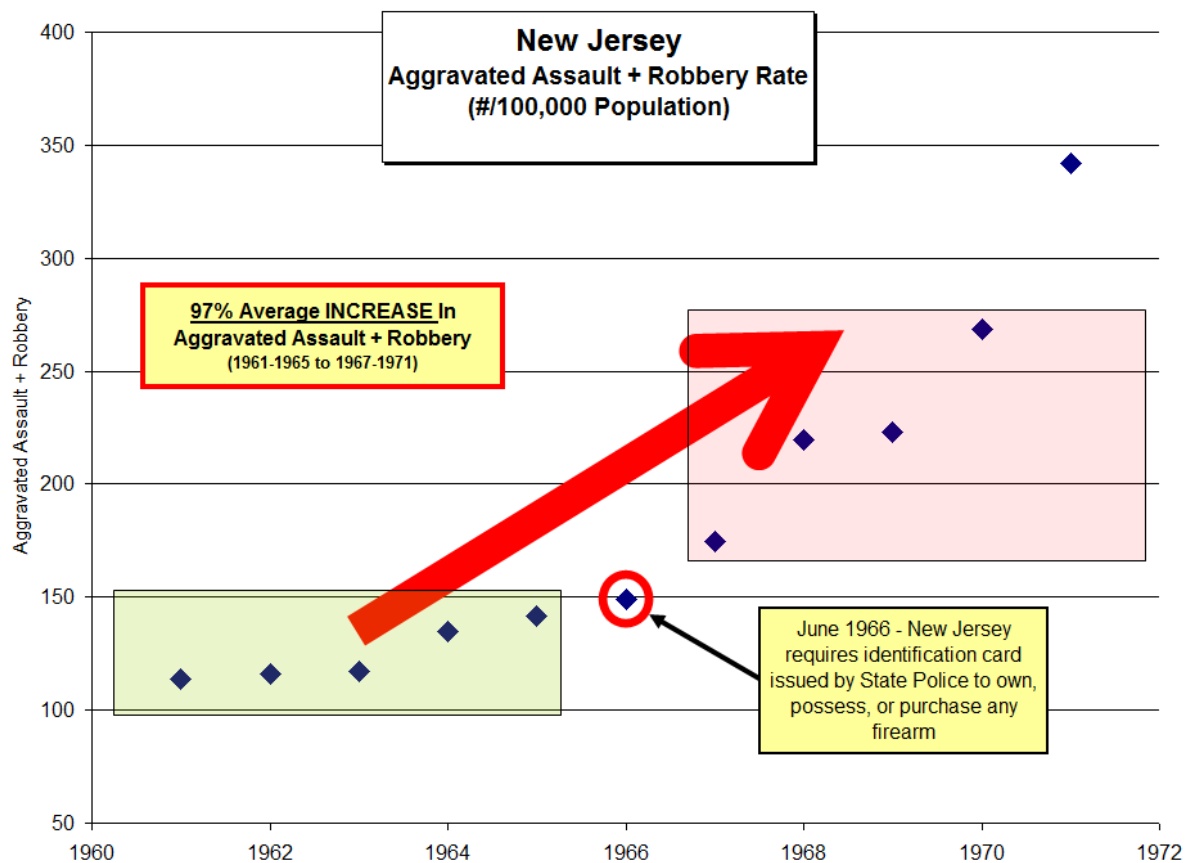
The statistics do show a soaring District crime rate. And the District's crime rate went up after the District adopted its handgun ban. But, as students of elementary logic know, *after it* does not mean *because of it*. What would the District's crime rate have looked like without the ban? Higher? Lower? The same? Experts differ; and we, as judges, cannot say.

**U.S. Supreme Court Justice J. Breyer - dissenting
District of Columbia et. al. v. Heller
June 2008^{xlviii}**

New Jersey - New Licensing Law Disarms Nearly All Citizens

In 1966, New Jersey enacted a gun control regime that they hoped would form the model for federal law. The law required an identification card to buy, possess, or own a firearm. The state police was tasked with fingerprinting and investigating the character of the applicants. The police were able to reject "any person where the issuance would not be in the interest of the public health, safety, or welfare".^{xlix} The first arrest under the law was on Aug. 28, 1966.ⁱ New Jersey issued 5,115 identification cards in 1966 and 8,254 in 1967 (approximately 0.1% of the population).ⁱⁱ

After 99.9% of the population of New Jersey was disarmed, Aggravated Assault plus Robbery crime rates nearly doubled in 4 years (1964 to 1968)

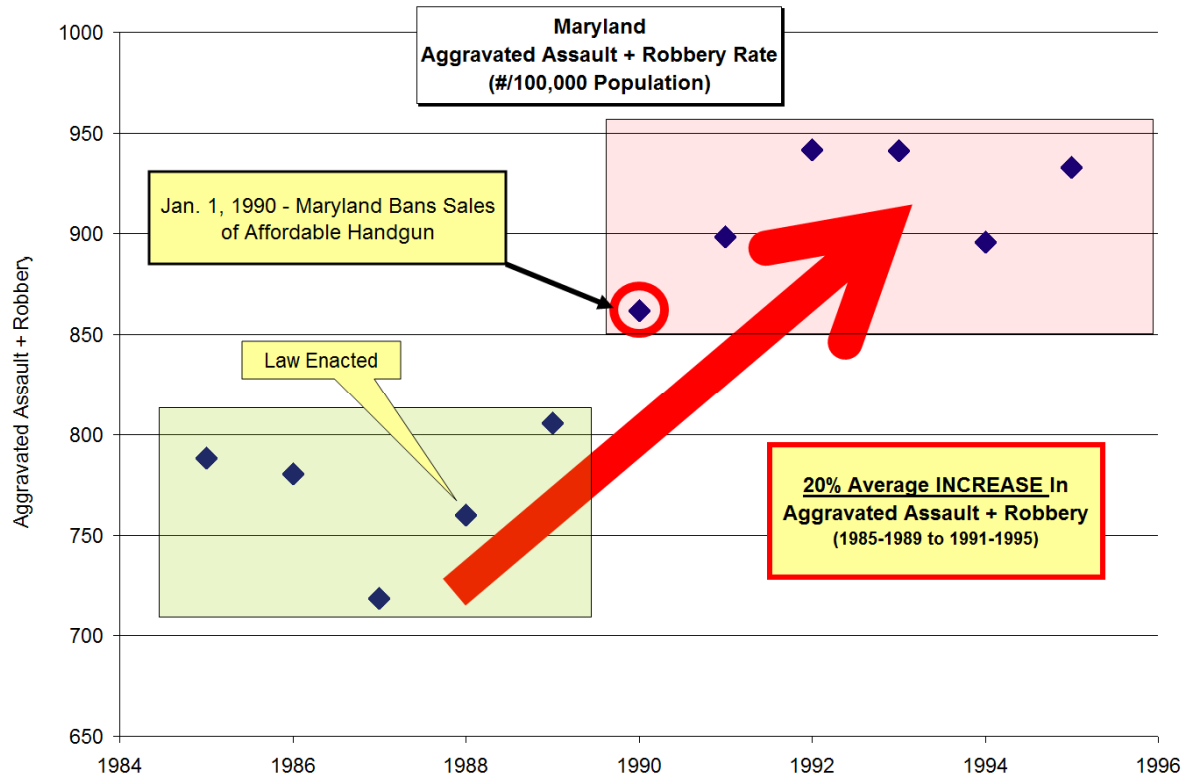


If gun laws in fact worked, the sponsors of this type of legislation should have no difficulty drawing upon long lists of examples of crime rates reduced by such legislation. That they cannot do so after a century and a half of trying — that they must sweep under the rug the southern attempts at gun control in the 1870-1910 period, the northeastern attempts in the 1920-1939 period, the attempts at both Federal and State levels in 1965-1976 — establishes the repeated, complete and inevitable failure of gun laws to control serious crime.

**Senator Orrin Hatch
Subcommittee on the Constitution - February 1982 ^{lii}**

Maryland - Affordable Guns Banned

In 1988, Maryland banned the sale of affordable firearms, which they gave the scary name of Saturday Night Specials. The law set up a Board to prepare and maintain a list of handguns that could be sold in Maryland. Any gun that was easily concealed or cheaply made was banned.^{liii} The law went into full effect on January 1, 1990. **Once affordable guns were no longer available, the Aggravated Assault plus Robbery rate went up 20%.**



“This is indeed a great step for public safety,” Sarah Brady said. “I can’t think of a sweeter, more wonderful day.”

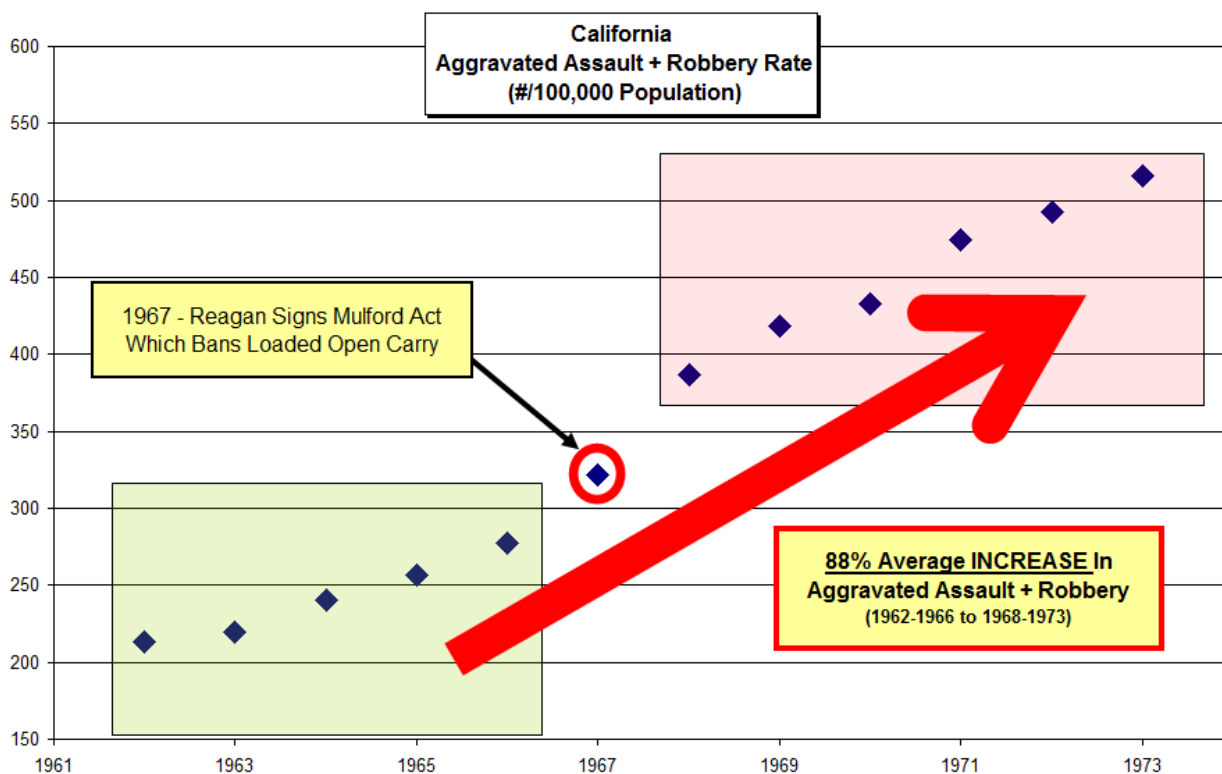
Sarah Brady - Brady Campaign to Prevent Gun Violence
New York Times - May 24, 1988^{liv}

California - Banning Loaded Guns Is The Same As Banning All Guns

Seeking to end vicious police brutality and violations of Black American's civil rights by the Oakland CA Police Department, members of the Black Panthers would listen to police radio calls and rush to the scene of an arrest. Their aim was to prevent physical abuse by the police and to protect the Constitutional rights of the arrestee. They called themselves the Black Panther Safety Patrols and they openly carried loaded firearms at the scene, which was legal at the time.

Aiming to disarm the Black Panther Safety Patrols, Republican Assemblyman Don Mulford introduced a bill that criminalized the carrying of loaded firearms. On May 2, 1967, the Black Panthers went to California's state capital to protest Mulford's bill, pointing out that it violated their Second Amendment rights. The group carried loaded firearms into the State Capitol building and tried to read a statement in opposition to Mulford's bill. They were eventually forced out onto the Capitol lawn. The Legislature responded a month later by passing Mulford's bill and it was signed by Governor Ronald Reagan.^{iv}

Until October 2011 when Governor Jerry Brown signed AB1444, open carrying an unloaded firearm was legal and didn't require a license.



Although Aggravated Assault + Robbery rates were climbing prior to the ban of loaded open carry, the rates gapped up and the increase accelerated. **After the ban was enacted, Aggravated Assault plus Robbery rates rose 88% in just 5 years (1968 to 1973).**

"Openly carrying a gun with [an ammunition] magazine in your back pocket into Starbucks and other establishments creates a culture of fear and intimidation. It is irresponsible and dangerous."

Brian Malte, Director for the Brady Campaign to Prevent Gun Violence
Los Angeles Times, September 17, 2011^{lv}

The Economic Benefit of the Right of Self Defense

In 2010, researchers at Iowa State University - Ames have studied the direct and hidden costs for five crimes: murder, rape, armed robbery, aggravated assault, and burglary. The direct costs include the victim's costs and society's criminal justice costs for investigation, arrest, adjudication, and incarceration. The hidden costs include reduced economic activity due to avoidant behavior and the fear of being victimized, crime prevention measures, insurance, etc.^{lvii}

	Direct Costs (Victim & Justice) (\$ / incident)	Hidden Costs (Avoidance & Prevention) (\$ / incident)	Total Costs (\$ / incident)
Murder	5,020,124	12,232,532	17,252,656
Rape	146,813	301,719	448,532
Armed Robbery	44,771	290,962	335,733
Aggravated Assault	51,738	93,641	145,379
Burglary	4,405	36,883	41,288

Murder by numbers: monetary costs imposed by a sample of homicide offenders
 Matt DeLisi, Anna Koslosi, Molly Sween, Emily Hachmeister, Matt Moore, and Alan Drury,
 Iowa State University - Ames - August 2010^{lviii}

Using the percentage change in Aggravated Assault plus Robbery rates and the number of incidents reported in the UCR from year when the change in the law occurred, we can estimate the number of crimes per year that did or did not happen (Impacted Crimes). Multiplying the 2010 costs with the number of Impacted Crimes, we can compute the annual savings that resulted because of the Right of Self Defense or the annual increased costs as a result of the imposition of gun control.

The Annual Economic Benefit of the Right of Self Defense

	% REDUCTION of Aggravated Assault + Robbery Incidents	Reduced # of Aggravated Assault Incidents Per Year	Reduced # of Robbery Incidents Per Year	Direct Savings (Victim & Justice) (\$M / Year)	Hidden Savings (Avoidance & Prevention) (\$M / Year)	Total SAVINGS (\$M / Year)
2008 - Georgia - Expands Allowed Carry Locations	11%	2,882	1,909	235	825	1,060
1996 - Texas - Concealed Carry Allowed	21%	16,929	6,889	1,184	3,590	4,774
2001 - Michigan - Licensing Becomes Shall Issue	13%	4,752	1,682	321	934	1,255
2006 - Utah Universities - Carry on Campus Allowed	31%	3	0	0	0	1
2003 - Colorado State U. - Carry on Campus Allowed	47%	4	1	0	1	1
1996 - Kentucky - Concealed Carry Added	36%	2,645	1,311	196	629	825

Since enactment of **Representative Tim Bearden's HB89** and **Senator Mitch Seabaugh's SB308**, the economic impact of reduced crime in Georgia is over **ONE BILLION** dollars PER YEAR, or **\$2.1 Billion** since HB89's enactment in 2008.

The Annual Economic Cost of Gun Control

	% INCREASE of Aggravated Assault + Robbery	Increased # of Aggravated Assault Incidents Per Year	Increased # of Robbery Incidents Per Year	Increased Direct Costs (Victim & Justice) (\$M / Year)	Increased Hidden Costs (Avoidance & Prevention) (\$M / Year)	Total INCREASED COSTS (\$M / Year)
1994 - Georgia - Imposes 1000' Defenseless Victim Zone	322%	1	8	0	3	3
1982 - Chicago - Handguns Banned	307%	6,274	12,300	875	4,166	5,042
1976 - Washington DC - Handguns & Loaded Guns Banned	27%	565	1,498	96	489	585
1966 - New Jersey - Nearly All Citizens Disarmed	97%	2,901	2,165	247	902	1,149
1990 - Maryland - Affordable Handguns Banned	20%	3,968	2,899	335	1,215	1,550
1967 - California - Loaded Guns Banned	88%	15,482	13,359	1,399	5,337	6,736

Every year, California's loaded gun ban cost \$6.7 Billion and Chicago's gun ban costs residents \$5.0 Billion.

The Achievable Economic Benefit of Constitutional Carry

Constitutional Carry is where Americans can carry firearms openly or concealed without licenses everywhere without restriction. "*Shall not be infringed*" means shall not be infringed.

To get a sense of the achievable economic benefit from Constitutional Carry, we should look at the crime reduction which occurs after guns are allowed on university campuses. University campuses are an ideal environment to measure the impact of changes in gun laws because of the static nature of the demographic and economic conditions on campus. The demographics of the students and faculty are carefully managed to assure stability, the economic environment is shielded from the business cycle, and the geographic condition of the campus is relatively unchanged.

When guns were allowed on campus in Utah and at Colorado State University, Aggravated Assaults plus Robbery rates fell by 31% and 47%. If we conservatively assume that the impact of Constitutional Carry will reduce Aggravated Assault plus Robbery by the average of those two figures, that would be a 39% reduction. This is a very conservative reduction number since a license is still required to carry on campus, which is not similar to Constitutional Carry. 39% is very close to the 36% reduction that Kentucky experienced when it started licensing concealed carry.

	% REDUCTION of Aggravated Assault + Robbery Incidents	Reduced # of Aggravated Assault Incidents Per Year	Reduced # of Robbery Incidents Per Year	Direct Savings (Victim & Justice) (\$M / Year)	Hidden Savings (Avoidance & Prevention) (\$M / Year)	Total SAVINGS (\$M /Year)
Achievable Savings of Constitutional Carry to:						
Georgia	39%	9,379	4,825	701	2,282	2,984
Wisconsin	39%	3,235	1,757	246	814	1,060
The United States	39%	303,771	143,454	22,139	70,185	92,324

The 39% reduction in Aggravated Assault plus Robbery **would save our nation \$92.3 Billion annually or nearly a trillion dollars over 10 years. Georgia would save \$3.0 Billion EVERY YEAR.**

Eventually Daddy and the men of the neighborhood formed a watch. They would take shifts at the head of the two entrances to our streets. There was a formal schedule, and Daddy would move among the watchers to pray with them and keep their spirits up. Occasionally they would fire a gun into the air to scare off intruders, but they never actually shot anyone. Really light-skinned blacks were told to identify themselves loudly upon approach to the neighborhoods so that there wouldn't be any "accidents."

Because of this experience, I'm a fierce defender of the Second Amendment and the right to bear arms. Had my father and his neighbors registered their weapons, Bull Connor surely would have confiscated them or worse. The Constitution speaks of the right to a well-regulated militia. The inspiration for this was the Founding Fathers' fear of the government. They insisted that citizens had the right to protect themselves when the authorities would not and, if necessary, resist the authorities themselves. What better example of responsible gun ownership is there than what the men of my neighborhood did in response to the KKK and Bull Connor?

Condoleezza Rice - Condoleezza Rice: A Memoir of My Extraordinary, Ordinary Family and Me ^{lix}

Author Notes:

Michael Menkus is a licensed Professional Engineer in Georgia. He earned a BS degree in Geophysical Engineering from **Colorado School of Mines** and an MBA from Emory University. His engineering experience includes oil and gas production, construction of petroleum marketing facilities, environmental cleanup of hazardous waste and petroleum spills, air and groundwater flow modeling, and design of data and voice telecommunication networks. His economic analysis background includes mineral engineering project evaluation, capital investment analysis, and pricing of products and services.

He is a member of GeorgiaCarry.Org and WisconsinCarry.Org. Michael was on the Board of GeorgiaCarry.Org and its first Treasurer from the organization's founding to 2010. Mike's other interests include stock market investing, strength training, and practical shooting competitions (USPSA and Steel Challenge)

His prior research effort was documenting the racist origins of Georgia's gun laws. You can read that report at the tinyurl redirect address:

<http://tinyurl.com/2hp256>

A direct link to the report is :

<http://www.georgiacarry.org/cms/wp-content/uploads/2007/11/racist-roots-of-ga-gun-laws.pdf>

Document Usage

Copyright © 2011 by Michael Menkus, All rights reserved.

Unrestricted reproduction, distribution, posting on websites, and all other uses is authorized for Mr. John Stossel and all Pro-Gun, Pro-Self Defense, and Pro-2nd Amendment organizations, legislators, and individuals.

Michael Menkus can be contacted at research@georgiacarry.org

Revision History:

January 4, 2011 - New

October 1, 2011 - Updated with 2010 stats, Added KY, CA, and The Big Picture sections. Deleted NY and DC Burglary.

October 19, 2011 - Updated GA license numbers and CA Governor Brown's signature of AB1444

ⁱ Oppel, Richard, Steady Decline in Major Crime Baffles Experts, New York Times, May 23, 2011

ⁱⁱ Ruger Corporation, Smith & Wesson Holdings, Annual SEC filings found at the SEC website. <http://www.ruger.com/corporate/SECReports.html>.

ⁱⁱⁱ US Department of Justice, Criminal Justice Information Services Division, National Instant Criminal Background Check System (NICS) Operations 2010, <http://www.fbi.gov/about-us/cjis/nics/reports/2010-operations-report/2010-operations-report-pdf>, page 9

^{iv} 2010 Georgia Data not finalized - 92,866 was provided by Justin Brady at Administrative Office of Courts of Georgia. Final numbers will become available in several months. This number does not include several probate courts so it will be higher.

^v Menkus Calculation, data obtained from each states website.

^{vi} Darvas, Nicolas, How I Made \$2,000,000 in the Stock Market, BN Publishing, 2008

^{vii} Seabaugh, Mitch, Speech Before Georgia Senate, 2010

^{viii} The Federal Bureau of Investigation, U.S. Justice Department, Crime in the United States Annual Uniform Crime Reports, various years, <http://www.fbi.gov/about-us/cjis/ucr/ucr>

^{ix} Leach, Ben, Fagan, John, Police Fail To Investigate One Third of Crimes, The Telegraph, Nov. 21, 2009 <http://www.telegraph.co.uk/news/uknews/law-and-order/6623745/Police-fail-to-investigate-one-third-of-crimes.html>

^x Hays, Tom and Long, Colleen, APNewsBreak: NY officers face stat-fudging charges, Oct. 15, 2010, http://news.yahoo.com/s/ap/20101015/ap_on_re_us/us_nypd_on_tape

^{xi} Rashbaum, William, Retired Officers Raise Questions on Crime Data, New York Times, Feb. 6, 2010, <http://www.nytimes.com/2010/02/07/nyregion/07crime.html>

^{xii} Bureau of Justice Statistics, Criminal Victimization , 2010, National Crime Victimization Survey, Sept. 2011 <http://bjs.ojp.usdoj.gov/content/pub/pdf/cv10.pdf>

^{xiii} McElroy, Wendy, False Rape Accusations May Be More Common Than Thought, FoxNews, May 02, 2006, <http://www.foxnews.com/story/0,2933,194032,00.html>

^{xiv} Bureau of Justice Statistics, Criminal Victimization , 2010, National Crime Victimization Survey, Sept. 2011 <http://bjs.ojp.usdoj.gov/content/pub/pdf/cv10.pdf>

^{xv} Bureau of Justice Statistics, Prisoner Recidivism Tool, Menkus Run, Murder = 42.7%, Assault = 68.3%, Robbery = 73.6% <http://bjs.ojp.usdoj.gov/index.cfm?ty=datool&surl=/recidivism/index.cfm>

^{xvi} Goetz, Bernhard, Aftermath With William Shatner, 2010, @ 29:20 - 30:00, Video of Police Interview from Dec 1984.

^{xvii} Georgia Legislature, HB89, 2008, http://www.legis.state.ga.us/legis/2007_08/sum/hb89.htm

^{xviii} Galloway, Jim, Franklin, MARTA head: Gun bill would promote violence, vigilantism, Atlanta Journal Constitution, Political Insider Column, April 24, 2008, http://mo.statesman.com/metro/content/shared-blogs/ajc/politicalinsider/entries/2008/04/24/franklin_marta_head_gun_bill_w.html

^{xix} Galloway, Jim, Atlanta mayor, others call for gun veto, Atlanta Journal Constitution, April 25, 2008, <http://www.ajc.com/search/content/metro/stories/2008/04/25/guns0425.html>

^{xx} Menkus, Michael, calculation using Probate Judge Case Load reports, 2009-124503, 2008-101656, 2007-58396, 2006-56833, 2005-59650, 2004-56590, http://www.georgiacourts.org/index.php?option=com_content&view=article&id=124&Itemid=87

^{xxi} 2010 Georgia Data not finalized - 92,866 was provided by Justin Brady at Administrative Office of Courts of Georgia. Final numbers will become available in several months. This number does not include several probate courts so it will be higher.

^{xxii} Menkus Calculation based on reported data from Probate Judges divided by Population number from FBI

^{xxiii} Menkus Calculation based on reported license issued by Judges divided by Voting Eligible Population figure from the United States Elections Project

^{xxiv} Menkus Calculation based on Data from: http://www.txdps.state.tx.us/administration/crime_records/chl/demographics.htm

^{xxv} Amarillo Globe News, Editorial: Texans Understand ruling on D.C. Gun Ban, June 29, 2008, http://amarillo.com/stories/062908/opi_10658683.shtml

^{xxvi} Patterson, Jerry, Guest Column: Texas' Concealed Handgun Law - 10 Years Later, Amarillo Globe-News, Jan. 09, 2006, http://amarillo.com/stories/010906/opi_3650101.shtml

^{xxvii} Public Sector Consultants, Inc., Michigan In Brief - Firearms Regulation, April 1, 2002, <http://www.michiganinbrief.org/edition07/Chapter5/FirearmReg.htm>

^{xxviii} Bell, Dawson, Michigan sees fewer gun deaths - with more permits, Detroit Free Press, Jan. 6, 2008, <http://gunowners.org/op0803.htm>

^{xxix} Bell, Dawson, Michigan sees fewer gun deaths - with more permits, Detroit Free Press, Jan. 6, 2008, <http://gunowners.org/op0803.htm>

^{xxx} Shuppy, Annie, Utah Court Rejects Campus Gun Ban, The Chronicle of Higher Education, Sept. 29 ,2006, <http://chronicle.com/article/Utah-Court-Rejects-Campus-Gun/6583>

^{xxxi} Supreme Court of the State of Utah, University of Utah vs. Shurtleff, http://www.nacua.org/documents/UUtah_v_Shurtleff.pdf

^{xxxii} Vergakis, Brock, Court OKs Guns on Utah Campus, The Associated Press, Sept. 8, 2006, http://www.heraldextra.com/news/article_f44f18fd-b77b-52ec-a4b0-d1657d53e448.html

^{xxxiii} Bradley, Gwendolyn, Universities Permitted Only Dorm-Room Gun Restrictions, March 2007, <http://www.aaup.org/AAUP/pubsres/academe/2007/MA/NB/Gun.htm>

^{xxxiv} Molina, Joshua, Utah Students Hide Guns, Head To Class, CNN US, Feb. 20, 2008, http://articles.cnn.com/2008-02-20/us/cnnu.guns_1_current-gun-laws-utah-legislature-campus?_s=PM:US

^{xxxv} Marston, Betsy, Heard Around The West, Once In A While, Utah Makes Us Wonder, High Country News, Feb. 18, 2002, <http://www.hcn.org/issues/220/11036>

^{xxxvi} District Court, City and County of Denver v. State of Colorado. <http://www.rmgo.org/alerts/2004-denverruling.htm>

^{xxxvii} Associated Press, Judge Tosses Challenge To University of Colorado Campus Gun Ban, May 6, 2009, <http://www.foxnews.com/story/0,2933,519121,00.html>

^{xxxviii} Wilton, Sarah-Jane, State Attorney General Back U. Colorado Gun Policy, June 18, 2003, <http://www.highbeam.com/doc/1P1-74693645.html>

^{xxxix} Associated Press, Colorado State Rescinds Gun Ban After Court Ruling, The Tribune, May 5, 2010, <http://www.greeleytribune.com/article/20100505/NEWS/100509836/1005&parentprofile=1001>

^{xl} Herrndon, Cecil, Fears About State's Concealed Gun Law Unjustified, Kentucky New Era, Aug 3, 2000, <http://news.google.com/newspapers?id=ZfUrAAAIBAJ&sjid=72wFAAAAIBAJ&pg=6422,3274288&dq=kentucky+carry+law&hl=en>

-
- ^{xlii} <http://neptune3.galib.uga.edu/ssp/cgi-bin/legis-idx.pl?sessionId=b9cdb227-c8c77c4e58-9197&type=law&byte=555101497>
- ^{xliii} Downey, Maureen, [GeorgiaTech President: No guns on campus](http://blogs.ajc.com/get-schooled-blog/2010/01/20/georgia-tech-president-no-guns-on-campus/), Atlanta Journal Constitution, Jan. 20, 2010, <http://blogs.ajc.com/get-schooled-blog/2010/01/20/georgia-tech-president-no-guns-on-campus/>
- ^{xliiii} Demmitt, Jacob, [Proposed law would allow concealed guns at Univ.](http://www.redandblack.com/2009/12/07/proposed-law-would-allow-concealed-guns-at-univ/), redandblack.com, Dec. 7, 2009, <http://www.redandblack.com/2009/12/07/proposed-law-would-allow-concealed-guns-at-univ/>
- ^{xliiii} wsbtv.com, [Ga Tech Student Beaten, Robbed Inside Dorm Room](http://www.wsbtv.com/news/26205991/detail.html), Dec. 22, 2010, <http://www.wsbtv.com/news/26205991/detail.html>
- ^{xliiii} Kaufmann, Justin, [Soundbite of the day: Daley Tells Reporter Where To Shove Gun](http://www.wbez.org/jkaufmann/2010/05/sound-bite-of-the-day-daley-tells-reporter-where-to-shove-gun/23457), WBEZ91.5, May 20, 2010, <http://www.wbez.org/jkaufmann/2010/05/sound-bite-of-the-day-daley-tells-reporter-where-to-shove-gun/23457>
- ^{xliiii} Dumke, Mick, [Mayor Daley Threatens To Shoot The Messenger - Namely Me](http://www.chicagoreader.com/TheBlog/archives/2010/05/20/mayor-daley-threatens-to-shoot-the-messengernamely-me), Chicago Reader, May 20, 2010, <http://www.chicagoreader.com/TheBlog/archives/2010/05/20/mayor-daley-threatens-to-shoot-the-messengernamely-me>
- ^{xliiii} Chicago Tribune Video, <http://www.chicagotribune.com/videobeta/1599f7ee-88b6-4fee-8485-ff6da64b1c7a/News/Unedited-video-Daley-on-gun-ban-effectiveness>
- ^{xliiii} U.S. Supreme Court, [District of Columbia et al v. Heller](http://www.scotusblog.com/wp-content/uploads/2008/06/07-290.pdf), June 2008, <http://www.scotusblog.com/wp-content/uploads/2008/06/07-290.pdf>
- ^{xliiii} Time Magazine, [Nation:New Jersey's Model Gun Law](http://www.time.com/time/magazine/article/0,9171,900179,00.html), Jun 21, 1968, <http://www.time.com/time/magazine/article/0,9171,900179,00.html>
- ⁱ New York Times, [Jersey Makes First Arrest Under New Gun Control Law](http://select.nytimes.com/gst/abstract.html?res=FB0D15F6395F16738DDDA10A94D0405B868AF1D3), Aug 27, 1966 <http://select.nytimes.com/gst/abstract.html?res=FB0D15F6395F16738DDDA10A94D0405B868AF1D3>
- ⁱⁱ Associated Press, [Militants Urge Guns For Self Defense](http://news.google.com/newspapers?id=s2VYAAAAIABAJ&sjid=zvcDAAAABAJ&pg=6143,3865450&dq=new+jersey+gun+control&hl=en), Spokane Daily Chronicle, Mar 14, 1968, <http://news.google.com/newspapers?id=s2VYAAAAIABAJ&sjid=zvcDAAAABAJ&pg=6143,3865450&dq=new+jersey+gun+control&hl=en>
- ⁱⁱⁱ United States Senate, [Subcommittee on the Constitution, The Right to Keep and Bear Arms](http://www.constitution.org/mil/rkba1982.htm), Feb 1982, <http://www.constitution.org/mil/rkba1982.htm>
- ⁱⁱⁱ Associated Press, [New Law in Maryland Bans Sale and Manufacture of Some Pistols](http://select.nytimes.com/gst/abstract.html?res=FB0712F83D5A0C778EDDAC0894D0484D81), NY Times, May 24, 1998, <http://select.nytimes.com/gst/abstract.html?res=FB0712F83D5A0C778EDDAC0894D0484D81>
- ^{iv} Associated Press, [Handgun Ban Signed Into Law](http://news.google.com/newspapers?id=hW4aAAAAIABAJ&sjid=wSoEAAAAIABAJ&pg=4626,6862080&hl=en), The Milwaukee Journal, May 23, 1988, <http://news.google.com/newspapers?id=hW4aAAAAIABAJ&sjid=wSoEAAAAIABAJ&pg=4626,6862080&hl=en>
- ^{iv} PBS, State Capitol March, PBS, http://www.pbs.org/hueypnewton/actions/actions_capitolmarch.html
- ^{iv} McGreevy, Patrick, [Gun Control In Gov. Brown's Hands](http://articles.latimes.com/2011/sep/17/local/la-me-guns-20110917), Los Angeles Times, September 7, 2011, <http://articles.latimes.com/2011/sep/17/local/la-me-guns-20110917>
- ^{vii} Delisa, Matt, Kosloski, Anna, Sween, Molly, Hachmeister, Emily, Moore, Matt, Drury, Alan, [Murder by Numbers: monetary costs imposed by a sample of homicide offenders](#), The Journal of Forensic Psychiatry and Psychology, Vol. 21, No. 4, August 2010.
- ^{viii} Delisa, Matt, Kosloski, Anna, Sween, Molly, Hachmeister, Emily, Moore, Matt, Drury, Alan, [Murder by Numbers: monetary costs imposed by a sample of homicide offenders](#), The Journal of Forensic Psychiatry and Psychology, Vol. 21, No. 4, August 2010.
- ^{ix} Condoleezza Rice, [Condoleezza Rice: A Memoir of My Extraordinary, Ordinary Family and Me](#), Delacorte Press, 2010